

seway_Embankment_on_Soft_Soil_Bed,_Arsyad_et_al-GeoChina2018.pdf
by

FILE	SEWAY_EMBANKMENT_ON_SOFT_SOIL_BED,_ARSYAD_ET_AL-GEOCHINA2018.PDF (891.21K)		
TIME SUBMITTED	22-JUN-2020 11:56AM (UTC+0700)	WORD COUNT	4753
SUBMISSION ID	1347844401	CHARACTER COUNT	25058

Numerical Modelling of Reinforced Stone Columns and Bamboo Mattress for Supporting Causeway Embankment on Soft Soil Bed

6 Civil Infrastructures Confronting Severe Weathers and Climate Changes Conference

6 GeoChina 2018: New Solutions for Challenges in Applications of New Materials and Geotechnical Issues pp 77-88 | Cite as

- Ardy Arsyad (1) Email author (ardyarsyad@yahoo.com)
- Lawalenna Samang (1)
- A. Bakri Muhiddin (1)
- Tri Harianto (1)
- A. R. Djamaluddin (1)

1. Department of Civil Engineering, Faculty of Engineering, Hasanuddin University, , Makassar, Indonesia

Conference paper

First Online: 12 July 2018

- [56 Downloads](#)

Part of the [Sustainable Civil Infrastructures](#) book series (SUCI)

9 Abstract

This paper presents numerical model of reinforcement of causeway embankment over soft soil deposit using bamboo grid mattress and stone columns. A series of experimental tests were undertaken to obtain several mechanical parameters of stone columns, and mechanical characteristics of bamboo grid. The soft soil is silty clay in deep layer in which its index and engineering properties derived from oedometer tests. FEM model of a causeway embankment over bamboo grid mattress overlying deep soft soil reinforced by a group of granular columns encased with geotextile, was developed. To validate the FEM model, full scale experimental of similar model was conducted. It was found that FEM model is well agreement with the experimental model. The result explains the stress-strain behavior in bamboo grid mattress and stone columns, interacted with the soft soil as response to increasing embankment height. Bamboo grid mattress enhances the bearing capacity of the soft soil in supporting embankment leading to the decrease of settlements, while stone columns affect the acceleration of consolidation of the soft soil. The results would be beneficial for application of local natural materials such as bamboo for soft soil reinforcement as bamboo is widely available in developing Asian countries.

Keywords

Stone columns and bamboo mattress Soft soil bed Settlement Drain
 reinforcement

This is a preview of subscription content, [log in](#) to check access.

Notes

Acknowledgements

We would like to express our gratitude to Pelindo IV Makassar Indonesia for providing experiment facility for field tests during the study. We would like to thank for Arwin, Ilham Jafar, Kemal Tharik, and Muhammad Alfa for sharing valuable data and excellent support during experimental test.

References

Abusharar, S.W., Zheng, J.J., Chen, B.B., Yin, J.H.: A simplified method for analysis of a piled embankment reinforced with geosynthetics. *Geotext. Geomembr.* **27**(1), 39–52 (2009)

[CrossRef](https://doi.org/10.1016/j.geotexmem.2008.05.002) (<https://doi.org/10.1016/j.geotexmem.2008.05.002>)

[Google Scholar](http://scholar.google.com/scholar_lookup?title=A%20simplified%20method%20for%20analysis%20of%20a%20piled%20embankment%20reinforced%20with%20geosynthetics&author=SW.%20Abusharar&author=JJ.%20Zheng&author=BB.%20Chen&author=JH.%20Yin&journal=Geotext.%20Geomembr.&volume=27&issue=1&pages=39-52&publication_year=2009) (http://scholar.google.com/scholar_lookup?title=A%20simplified%20method%20for%20analysis%20of%20a%20piled%20embankment%20reinforced%20with%20geosynthetics&author=SW.%20Abusharar&author=JJ.%20Zheng&author=BB.%20Chen&author=JH.%20Yin&journal=Geotext.%20Geomembr.&volume=27&issue=1&pages=39-52&publication_year=2009)

Basack, S., Rujiatkamjorn, C.: Analysis of the behaviour of stone column stabilized soft ground supporting transport infrastructure. *Procedia Eng.* **143**, 347–356 (2016)

[CrossRef](https://doi.org/10.1016/j.proeng.2016.06.044) (<https://doi.org/10.1016/j.proeng.2016.06.044>)

[Google Scholar](http://scholar.google.com/scholar_lookup?title=Analysis%20of%20the%20behaviour%20of%20stone%20column%20stabilized%20soft%20ground%20supporting%20transport%20infrastructure&author=S.%20Basack&author=C.%20Rujiatkamjorn&journal=Procedia%20Eng.&volume=143&pages=347-356&publication_year=2016) (http://scholar.google.com/scholar_lookup?title=Analysis%20of%20the%20behaviour%20of%20stone%20column%20stabilized%20soft%20ground%20supporting%20transport%20infrastructure&author=S.%20Basack&author=C.%20Rujiatkamjorn&journal=Procedia%20Eng.&volume=143&pages=347-356&publication_year=2016)

Deb, K.: A mathematical model to study the soil arching effects in stone columns-supported embankment resting on soft foundation soil. *Appl. Math. Model.* **34**(12), 3871–3883 (2010)

[CrossRef](https://doi.org/10.1016/j.apm.2010.03.026) (<https://doi.org/10.1016/j.apm.2010.03.026>)

[Google Scholar](http://scholar.google.com/scholar_lookup?title=A%20mathematical%20model%20to%20study%20the%20soil%20arching%20effects%20in%20stone%20columns-supported%20embankment%20resting%20on%20soft%20foundation%20soil&author=) (http://scholar.google.com/scholar_lookup?title=A%20mathematical%20model%20to%20study%20the%20soil%20arching%20effects%20in%20stone%20columns-supported%20embankment%20resting%20on%20soft%20foundation%20soil&author=

[K.%20Deb&journal=Appl.%20Math.%20Model.&volume=34&issue=12&pages=3871-3883&publication_year=2010\)](#)

Fatahi, B., Basack, S., Premananda, S., Khabbaz, H.: Settlement prediction and back analysis of young modulus and dilation angle of stone columns. *Aust. J. Civil Eng.* **10**(1), 67–79 (2012)

[CrossRef \(https://doi.org/10.7158/C11-700.2012.10.1\)](#)

[Google Scholar \(http://scholar.google.com/scholar_lookup?](#)

[title=Settlement%20prediction%20and%20back%20analysis%20of%20young%20modulus%20and%20dilation%20angle%20of%20stone%20columns&author=B.%20Fatahi&author=S.%20Basack&author=S.%20Premananda&author=H.%20Khabbaz&journal=Aust.%20J.%20Civil%20Eng.&volume=10&issue=1&pages=67-79&publication_year=2012\)](#)

Guétif, Z., Bouassida, M., Debats, J.M.: Improved soft clay characteristics due to stone column installation. *Comput. Geotech.* **34**, 104–111 (2007)

[CrossRef \(https://doi.org/10.1016/j.compgeo.2006.09.008\)](#)

[Google Scholar \(http://scholar.google.com/scholar_lookup?](#)

[title=Improved%20soft%20clay%20characteristics%20due%20to%20stone%20column%20installation&author=Z.%20Guétif&author=M.%20Bouassida&author=JM.%20Debats&journal=Comput.%20Geotech.&volume=34&pages=104-111&publication_year=2007\)](#)

Hedge, A., Sitharam, T.G.: Use of bamboo in soft ground engineering and its performance comparison with geosynthetics: experimental studies. *J. Mater. Civil Eng.* **27**(9) (2015)

[Google Scholar \(https://scholar.google.com/scholar?](#)

[q=Hedge%2C%20A.%2C%20Sitharam%2C%20T.G.%3A%20Use%20of%20bamboo%20in%20soft%20ground%20engineering%20and%20its%20performance%20comparison%20with%20geosynthetics%3A%20experimental%20studies.%20J.%20Mater.%20Civil%20Eng.%2027%289%29%20%282015%29\)](#)

Indraratna, B., Basack, S., Rujikiatkamjorn, C.: Numerical solution of stone column improved soft soil considering arching, clogging, and smear effects. *J. Geotech. Geoenvironmental Eng.* **139**(3), 377–394 (2013)

[CrossRef \(https://doi.org/10.1061/\(ASCE\)GT.1943-5606.0000789\)](#)

[Google Scholar \(http://scholar.google.com/scholar_lookup?](#)

[title=Numerical%20solution%20of%20stone%20column%20improved%20soft%20soil%20considering%20arching%2C%20clogging%2C%20and%20smear%20effects&author=B.%20Indraratna&author=S.%20Basack&author=C.%20Rujikiatkamjorn&journal=J.%20Geotech.%20Geoenvironmental%20Eng.&volume=139&issue=3&pages=377-394&publication_year=2013\)](#)

Low, B.K., Tang, S.K., Choa, V.: Arching in piled embankment. *J. Geotech. Eng.* **120**(11), 1917–1938 (1994)

[CrossRef \(https://doi.org/10.1061/\(ASCE\)0733-9410\(1994\)120%3A11\(1917\)\)](#)

[Google Scholar \(http://scholar.google.com/scholar_lookup?](#)

[title=Arching%20in%20piled%20embankment&author=BK.%20Low&author=SK.%20Tang&author=V.%20Choa&journal=J.%20Geotech.%20Eng.&volume=120&issue=11&pages=1917-1938&publication_year=1994\)](#)

Copyright information

© Springer International Publishing AG, part of Springer Nature 2019

About this paper

Cite this paper as:

Arsyad A., Samang L., Bakri Muhiddin A., Harianto T., Djameluddin A.R. (2019) Numerical Modelling of Reinforced Stone Columns and Bamboo Mattress for Supporting Causeway Embankment on Soft Soil Bed. In: Wang S., Xinbao Y., Tefe M. (eds) New Solutions for Challenges in Applications of New Materials and Geotechnical Issues. GeoChina 2018. Sustainable Civil Infrastructures. Springer, Cham

- First Online 12 July 2018
- DOI https://doi.org/10.1007/978-3-319-95744-9_7
- Publisher Name Springer, Cham
- Print ISBN 978-3-319-95743-2
- Online ISBN 978-3-319-95744-9
- eBook Packages [Earth and Environmental Science](#)

- [Buy this book on publisher's site](#)
- [Reprints and Permissions](#)

Personalised recommendations

SPRINGER NATURE

© 2018 Springer Nature Switzerland AG. Part of [Springer Nature](#).

Not logged in Not affiliated 180.245.175.154



Numerical Modelling of Reinforced Stone Columns and Bamboo Mattress for Supporting Causeway Embankment on Soft Soil Bed

Ardy Arsyad^(✉), Lawalenna Samang, A. Bakri Muhiddin,
Tri Harianto, and A. R. Djamaluddin

Department of Civil Engineering, Faculty of Engineering,
Hasanuddin University, Makassar, Indonesia
ardyarsyad@yahoo.com

Abstract. This paper presents numerical model of reinforcement of causeway embankment over soft soil deposit using bamboo grid mattress and stone columns. A series of experimental tests were undertaken to obtain several mechanical parameters of stone columns, and mechanical characteristics of bamboo grid. The soft soil is silty clay in deep layer in which its index and engineering properties derived from oedometer tests. FEM model of a causeway embankment over bamboo grid mattress overlying deep soft soil reinforced by a group of granular columns encased with geotextile, was developed. To validate the FEM model, full scale experimental of similar model was conducted. It was found that FEM model is well agreement with the experimental model. The result explains the stress-strain behavior in bamboo grid mattress and stone columns, interacted with the soft soil as response to increasing embankment height. Bamboo grid mattress enhances the bearing capacity of the soft soil in supporting embankment leading to the decrease of settlements, while stone columns affect the acceleration of consolidation of the soft soil. The results would be beneficial for application of local natural materials such as bamboo for soft soil reinforcement as bamboo is widely available in developing Asian countries.

Keywords: Stone columns and bamboo mattress · Soft soil bed
Settlement · Drain · Reinforcement

1 Introduction

At infrastructure development in most countries, reliable infrastructures are required within high performance of stability and serviceability. Infrastructures have to be built in cost-effective foundation with sufficient load-bearing capacities and minimum long-term settlement. However, natural condition of lowland areas or infrastructure have become common problem since soft soil foundation in the area can cause excessive settlement which generates undrained failure of the infrastructure. Therefore, proper ground improvements are necessary to undertaken before constructing the infrastructure in order to prevent unacceptable excessive and differential settlement and increase bearing capacity of the foundations (Indraratna et al. 2013). Among other ground improvement techniques, stone column is one of world widely practised since the technique was

© Springer International Publishing AG, part of Springer Nature 2019
S. Wang et al. (eds.), *New Solutions for Challenges in Applications
of New Materials and Geotechnical Issues*, Sustainable Civil Infrastructures,
https://doi.org/10.1007/978-3-319-95744-9_7

adopted in 1970's in the US. Stone columns can significantly improve bearing capacity, accelerate consolidation, increase slope stability, and control liquefaction (Fatahi et al. 2012). In comparison to other ground improvement such prefabricated vertical drains (PVDs), stone columns are stiffer and faster dissipation of excess pore water pressure from softclay (Basack and Rujiatkamjorn 2016; Guetif et al. 2007). The behaviour of stone column within typical fill embankment is that the total imposed stress can generate the increase of excess pore pressure, progressive settlement of soft clay and arching occurs due to the weight of fill arches over the stone columns (Low et al. 1994; Abusharar et al. 2009; Deb 2010). In such situation, stone columns are combined with geosynthetics reinforcement involving geocells and geogrids. In this study, geosynthetic materials can be alternatively replaced by an innovative and sustainable materials such as bamboo mattress as bamboo is cost effective, environmental friendly material, and posses higher tensile strength compared to geosynthetics (Hedge and Sitharam 2015). Recent study of the use of bamboo as soft soil reinforcement is bamboo cells (Hedge and Sitharam 2015). Even though, such issue of durability of bamboo in the natural condition, bamboo is able to resist towards such weathering in the fully saturated soil. The use of such ecomaterial of bamboo mattress as soft soil reinforcement combined with conventional stone columns remains endeavoured to be investigated. Therefore, this study examines the performance of embankment reinforced with stone columns and bamboo mattress, resting on soft soil bed with fully saturated.

2 Full Scale Experiment of Embankment Supported with Bamboo Mattress and Stone Columns

In order to examine the effect on stone columns with bamboo mattress on the performance of embankment on soft soil bed, a full scale experiment was undertaken. In this way, embankment was constructed on the top of grid system of bamboo used as mattress, and granular columns underlying by soft soil beds (Fig. 1). The soft soil consists of a clay silt layer, underlying by silty clay, clay tuff, and gravelly clay. The soft soil is around 4 meters deep, and stone columns were inserted, lying from the top (clay silt) to bottom of the layers (clay gravel). The stone columns are in 0.6 m diameter with 3 m length. Meanwhile, the size of the embankment is 10 m × 10 m × 3.5 m. The granular columns were encased with geotextile non-woven. Totally, stone columns are 16 columns with a 1.8 m space between each column (Fig. 2). The construction of embankment was in three stages, in which settlement measurement undertaken during the stage of embankment filling.

Laboratorium tests were conducted to obtain index and engineering properties of the soft soil, embankment, and stone columns (Table 1).

2.1 Measured Settlements of Reinforced and Unreinforced Embankments

Measurements of settlements were undertaken at the embankments within two different conditions such as unreinforced and reinforced embankment. At the unreinforced embankment, stage of construction was started by filling a 0.85 m embankment on the

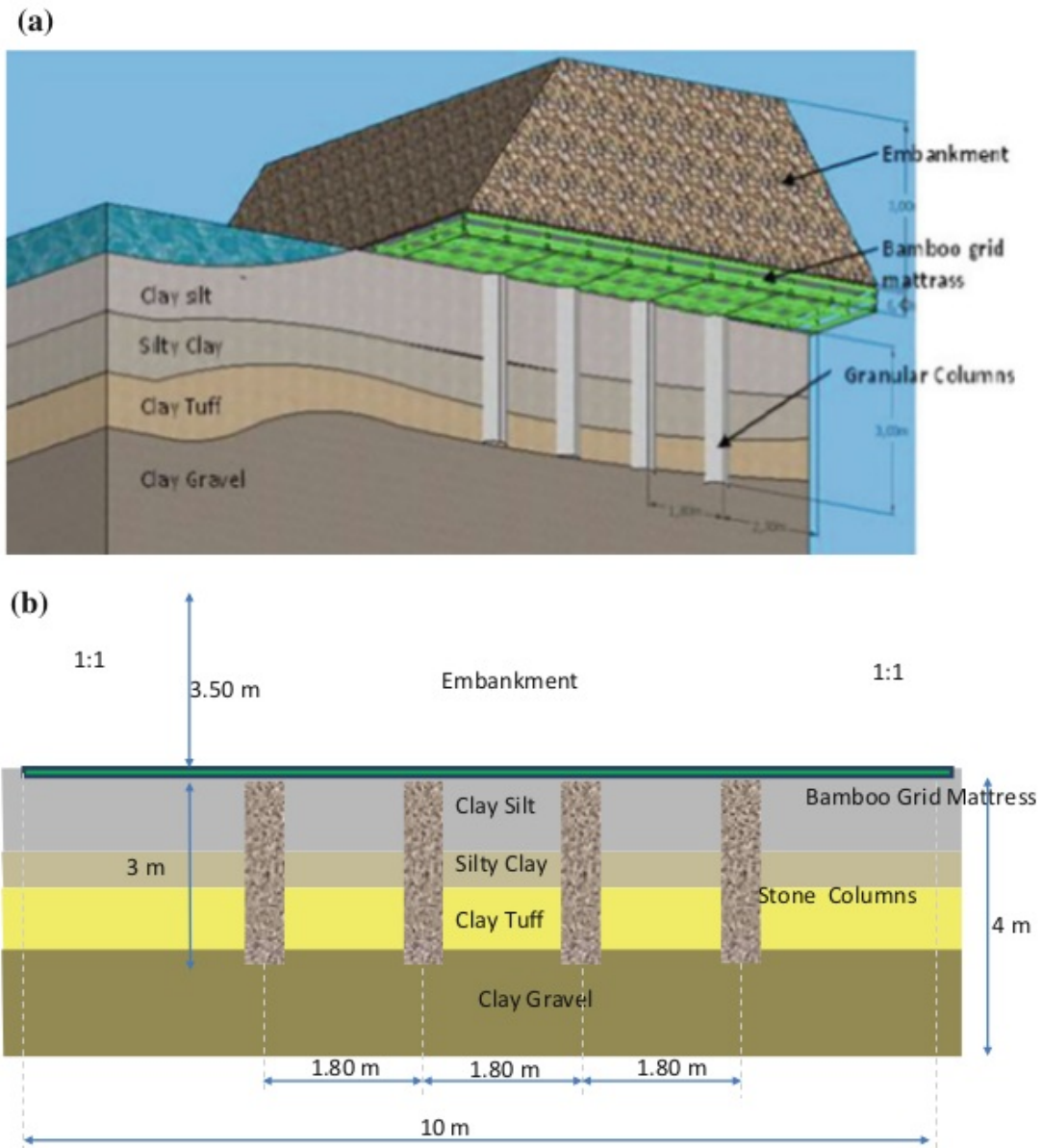


Fig. 1. Schematic (a) and cross sectional (b) views of reinforced embankment with bamboo mattress and stone columns.

ground, and the settlement was measured over 24 days. After that, in the second stage, additional 1.10 m thick embankment was laid on the top of the first stage of embankment, and the measurement of the settlement was undertaken for 18 days. In the last stage, 1.20 m embankment was laid on the top, and the observation of the settlement over 24 days (Fig. 3). It can be seen at Fig. 4 that primary settlement due to elastic response of the ground to embankment load was still happened until the end of construction. Total settlement was accounted for 75 cm.

At the reinforced embankment with bamboo grid mattress and granular columns, the first stage is filling 1.30 m embankment of the ground which was already set up with 16 granular columns and bamboo grid mattress. The observation of settlement was over 7 days. The second stage is 1.20 m thick embankment laid on the top of first embankment with a 50 days settlement observation (Fig. 3). At this stage, the consolidation settlement

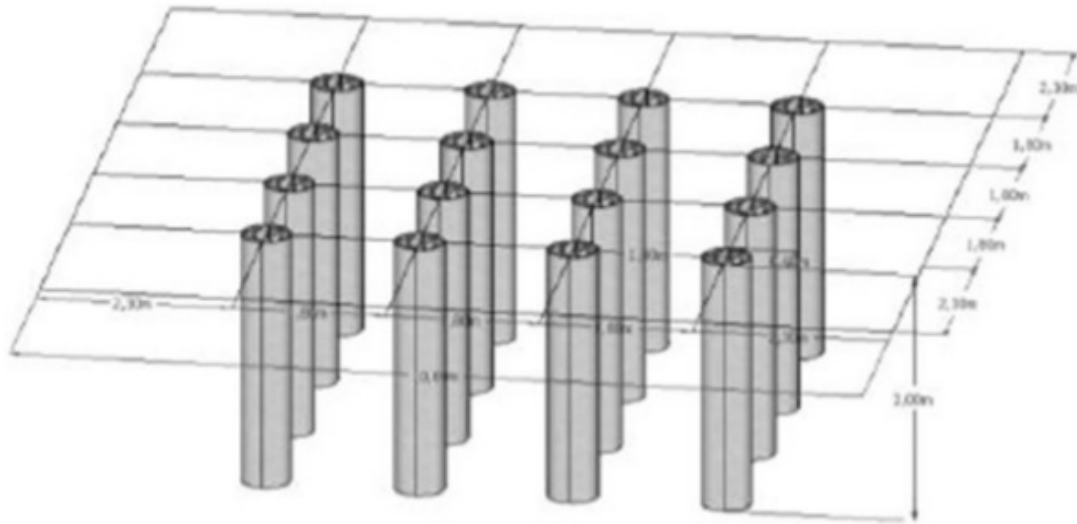


Fig. 2. Schematic 3-dimension of stone columns.

Table 1. Properties of the silty clay, embankment, and stone column.

Silty clay	
Unit weight, γ , (t/m^3)	1.689
Plasticity index, PI (%)	59.50
Unconfined strength, q_u (kPa)	32.8
Undrained shear strength, c_u (kPa)	16.4
Effective internal shear angle, ϕ' ($^\circ$)	24.60
Pre-consolidation pressure, P_c (kPa)	103
Compression index, C_c	1.107
Void ratio, e_0	2.987
Consolidation coefficient, C_v , (m^2/day)	7.5×10^{-3}
Embankment	
Unit weight, γ , (t/m^3)	1.802
Cohesion, c (kPa)	0
Internal shear angle, ϕ , ($^\circ$)	30
Gravel materials for stone column	
Specific gravity	2.90
Density, (kg/m^3)	2.88
Abrasion, (%)	23.36

was occurred and 90% consolidation can be achieved. The third stage of embankment is 1.10 m embankment with 50 days observation of settlement. Again, 90% consolidation was achieved at several days in the end of construction. Total settlement is 84 cm (Fig. 4). It is obvious that bamboo grid mattress and granular columns can accelerate settlement, and increase of the height of embankment that can be supported by soft soil ground.

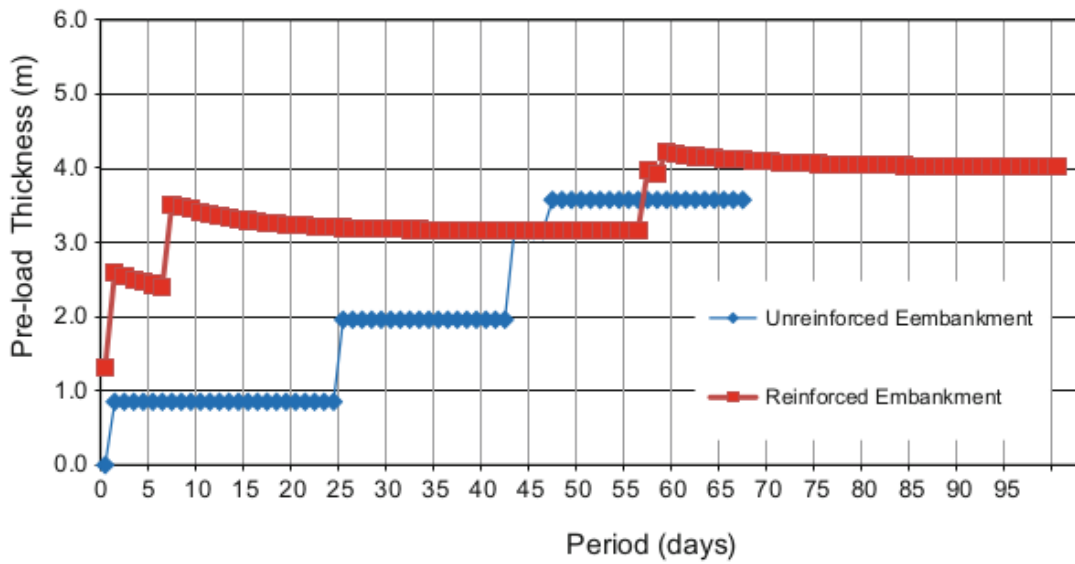


Fig. 3. Stage of construction of the unreinforced and reinforced embankment.

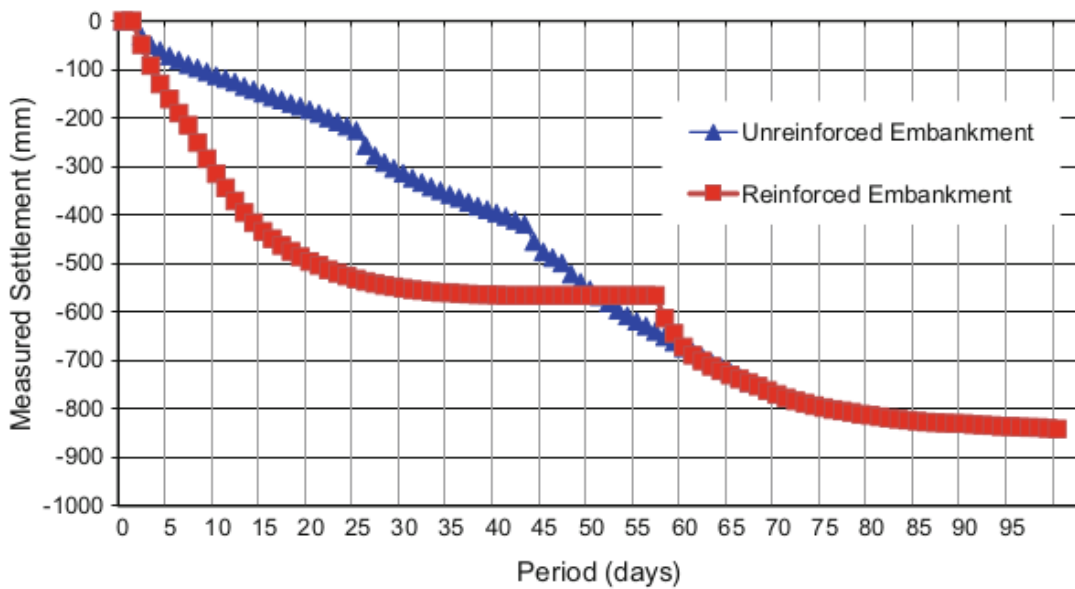


Fig. 4. Settlement measurements of the unreinforced and the reinforced embankments.

3 Numerical Model of Embankment Supported with Bamboo Mattress and Stone Columns

Analyses of the behavior of the reinforced embankment were undertaken by using FEM modeling of PLAXIS. In this model, soft soil of the ground was modeled as undrained soft soil creep (SSC), while the embankment as Mohr-Coulomb (MC) model. The bamboo grid mattress was defined as plate and granular columns as drained MC.

3.1 Mechanical Properties of Geotextile Encased Stone Column

To obtain several mechanical parameters of granular columns such as **elastic modulus (E)**, and **Poisson ratio (ν)**, experimental uniaxial tests were undertaken. A stone column with diameter 15 cm and 30 cm height, encased with geotextile, was subjected to axial load (Fig. 5). The stone column was loaded with a load until failure (Table 2). It can be suggested that, based on uniaxial load test. The elastic modulus (E) of the stone column reached at 1317 MPa with Poisson ratio (ν) of 0.4. Figure 6 shows the increase axial stress with deformation on the stone column. It must be noted that the geotextile used to reinforce stone column is geogrid with tensile strength of 302 kN/m.




Fig. 5. Stone column encased with geotextile was subjected to uniaxial load.

Table 2. Stress - deformation on stone column during uniaxial load tests.

σ (kN/m ²)	UCS (Mpa)	δ_v (mm)	δ_h (mm)	ϵ_h
0	0	0	0	0
19,782	1.12	0.0211	0.0030	0.000140
22,961	1.3	0.0261	0.0043	0.000174
22431.38	1.27	0.0267	0.0048	0.000178
21724.88	1.23	0.0267	0.0049	0.000178
21018.38	1.19	0.0266	0.0050	0.000177

3.2 Mechanical Properties of Bamboo Mattress

Mechanical characteristics of bamboo grid were obtained through loading tests. There were two loading tests with different loading position. First is load point at perpendicular of bamboo rows, and second is a parallel of bamboo rows (Fig. 7). It can be seen in Fig. 8, ultimate load for Bamboo grid ranges from 38 kN to 59 kN, and maximum deformation

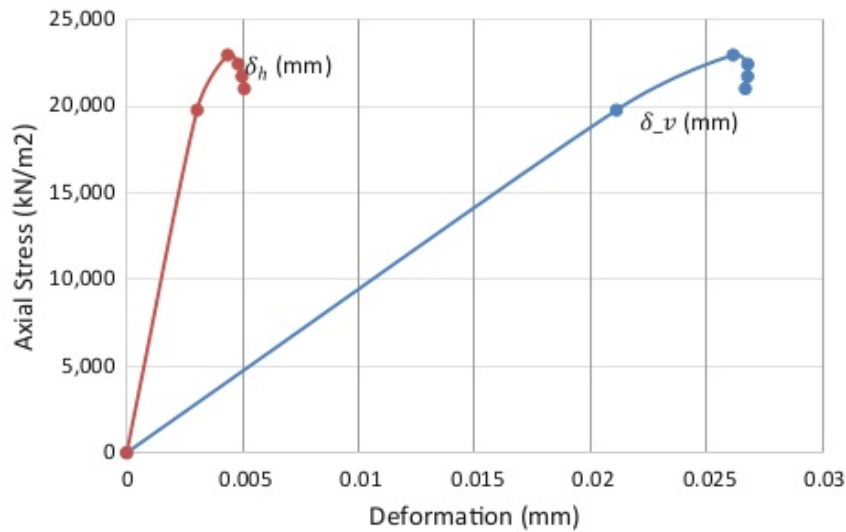


Fig. 6. Axial stress vs deformation on stone column under axial load.

is 97 mm. In terms of elastic modulus of bamboo mattress, it depends on direction of loading. It was found that the perpendicular load on bamboo rows generates larger elastic modulus (715 MPa) than the parallel one (460 MPa). Similar result was found in the sample 2, where 693 MPa is at the perpendicular load pattern compared to 497 MPa at parallel load pattern. Based on the results of bending moment tests, stiffness of bamboo mattress can be computed as seen in Table 3.



Fig. 7. Loading tests on bamboo mattress.

3.3 FEM Model

In the FEM model, the soft soil ground was modelled as silty clay with soft soil creep (SSC) constitutive model, undrained. To compute input parameter in SC²² engineering properties were obtained from Triaxial and Oedometer tests. Based on Coefficient of compressibility (C_c) of 1.107 and initial void ratio of 2.987, modified compression index (λ^*) was computed to be 0.12. Swelling index (C_s) of 0.158 can be used for modified swelling index (K^*) at 0.035, and creep index at 0.034 for modified creep

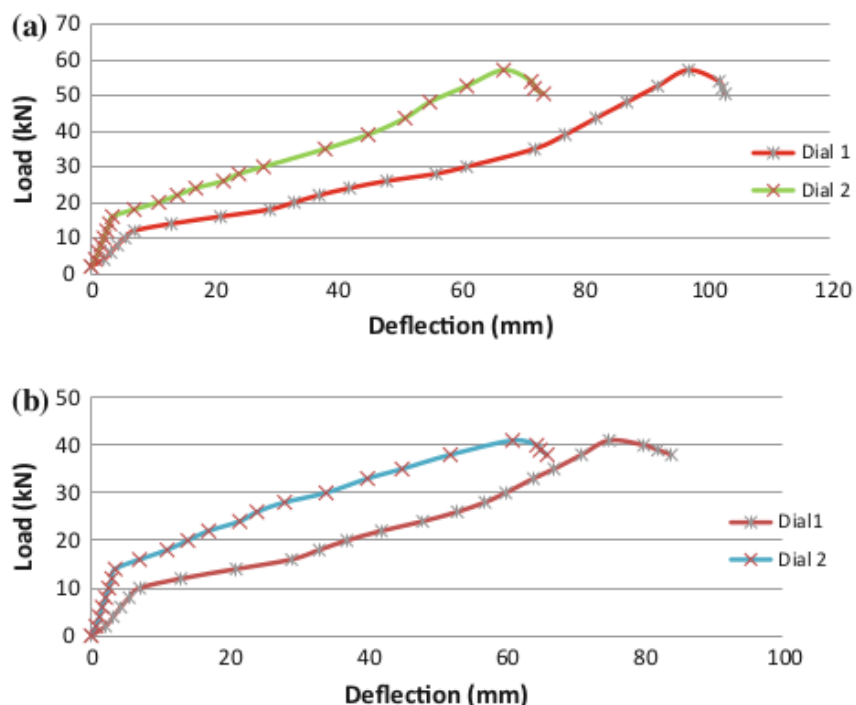


Fig. 8. Load vs deflection at bamboo mattress bending moment test with (a) perpendicular and (b) parallel load patterns.

Table 3. FEM parameter used for bamboo mattress.

Material	Type model	Diameter (m)	EI (kN m ² /m)	EA (kN/m)	W (kN/m/m)
Bamboo mattress	Plate	0.4	5563.75	414562.56	2.640

index (μ^*) at 0.003. The parameter used for FEM for other materials including stone column, embankment, and bamboo mattress can be seen Table 4.

Since stone column can ²¹ have as reinforcement as well as vertical drain, the stone column can be modelled as stone column with vertical drain inside the stone column. To model stone columns as drain, equivalent horizontal drain was then computed by using Hird et al. (1992) equation which is used to transform the insitu 3D unit-cell axisymmetric condition into equivalent 2D multidrain plane strain condition. As a result, horizontal soil permeability ²⁰ at 1×10^{-4} m/day was converted to 9.98×10^{-5} m/day, assuming no smear zone around the stone column. This value is equivalent to the 6.65×10^{-5} m/day horizontal permeability by considering smear zone (Hird et al. 1992). It is noted that the equivalent horizontal permeability without smear zone is larger than that with smear zone. This indicated that the conversion of horizontal permeability in this study is still reasonable.

To validate the FEM model, the similar stage of construction in the field test of embankment without reinforcement was simulated. It was found that the FEM embankment model generates closed result of the simulated settlement (70.4 cm) to the measured settlement (74 cm) in the field (Fig. 9). For comparison, silty clay model with Hardening Soil (HS) was also modelled with several parameters such as E_{50}^{ref} of

Table 4. Input parameter for FEM of embankment, and stone column, and bamboo mattress.

<i>Stone column</i>		
Constitutive models	MC	[-]
Drainage	drained	5
γ_{unsat}	17.94	[kN/m ³]
γ_{sat}	20.68	[kN/m ³]
k_x	1.0	[m/day]
k_y	1.0	[m/day]
ϕ	50	[°]
c	1.0	[kN/m ²]
E	1317	[kN/m ²]
<i>Embankment</i>		
Constitutive models	MC	[-]
Drainage	drained	[-]
γ_{unsat}	17.00	5/m ³
γ_{sat}	18.00	[kN/m ³]
k_x	1.0	[m/day]
k_y	1.0	[m/day]
ϕ	30	[°]
c	1.0	[kN/m ²]
E	8000	[kN/m ²]
<i>Bamboo Grid</i>		
Model	Plate	
EI	5563.75	[kNm ² /m]
EA	414562.5	[kN/m]
t	0.4	[m]
w	2.64	[kN/m/m]

4300 kPa, E_{oed}^{ref} of 4300 kPa, E_{ur}^{ref} of 14,400 kPa, m of 0.9, and K_0^{nc} of 0.546. The simulations yield the simulated settlement at 70 cm, closed to the measured settlement at 74 cm (Table 5). Overall, the FEM models generate well agreement results to the field test model, indicating that the FEM models is are reliable, particularly for the FEM model with silty clay SSC.

The Effect of Stone Column and Bamboo Mattress on Settlement of Embankment

The performance of stone column with bamboo mattress in reducing settlement and accelerating consolidation was examined. In this way, the size of the reinforced embankment model is similar to that in the field test. For reinforcement, the embankment was supported with 3 stone columns, in which each column has a 0.6 m diameter and 3 m length. In the interface between the embankment and the top of stone column, a bamboo mattress with a 10 m length was placed (Fig. 9). The parameter of bamboo mattress is shown in Table 3. The filling of 0.9 m thick first embankment was simulated over 7 days, and then followed by a 1.1 m thick second embankment was simulated over 50 days, and 1.2 m thick third embankment was simulated over

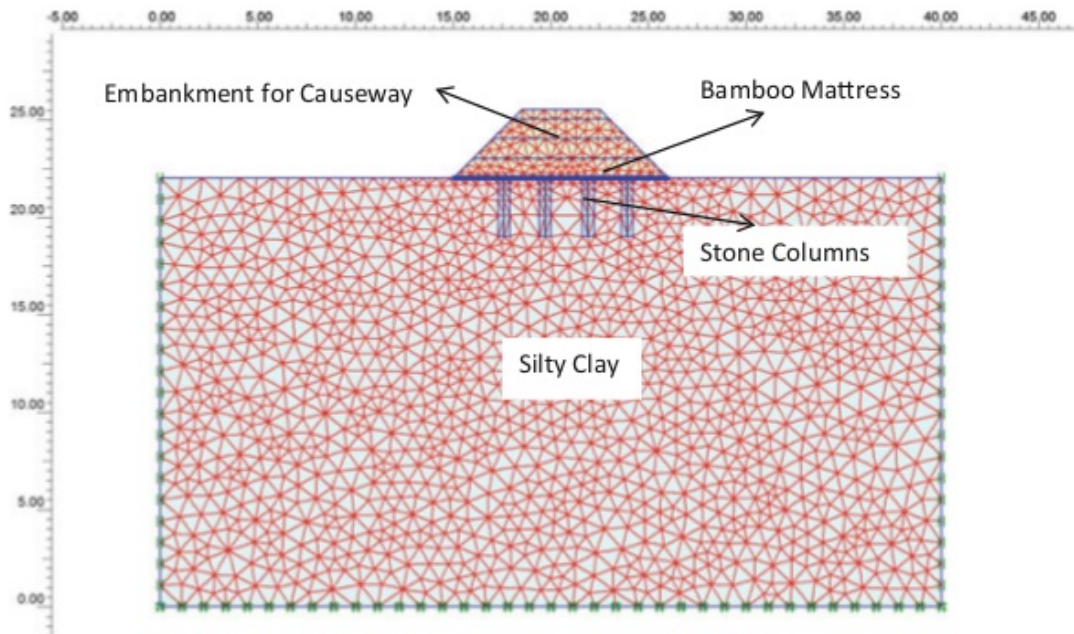


Fig. 9. FEM model of the reinforced embankment with stone columns and bamboo mattress.

Table 5. Comparison of the simulated settlements and the measured settlement for embankments without reinforcement.

Soil	Settlement (m) generated in embankment filling at the period		
	24th day	42nd day	68th day
Silty clay HS	0.02	0.08	0.7
Silty clay SSC	0.03	0.37	0.7
Silty clay in field test	0.226	0.410	0.745

50 days. For comparison, the embankment was simulated to be supported by the stone columns without the interface of bamboo mattress. This aims to examine the effect of bamboo mattress on settlement of the embankment. It can be seen in Table 6, the stone column with bamboo mattress can accelerate settlement 96.4% faster than the unreinforced embankment. In terms of settlement, bamboo mattress and stone columns reinforcement yield settlement slightly lower than the only bamboo mattress reinforcement, 12 cm compared to 14.9 cm. However, their settlements are about a half (54.6%) to the settlement of the unreinforced settlement. This reveals that stone columns contribute mainly to vertical drain of the soil below the embankment while bamboo mattress increase the soil's bearing capacity. The effectiveness of bamboo mattress can be seen in Fig. 10 that the settlement of the embankment reinforced with stone columns minus bamboo mattress yields remain large settlement (18.9 cm) than other methods. This suggested that the bearing capacity generated by the stone columns is not significant increased.

Table 6. Results of the simulated settlements for embankments reinforcement model.

Embankment reinforcement model	Elastic settlement (m)	Consolidation settlement (m)	Total settlement (m)	Period (days)
Unreinforced	0.122	0.104	0.226	2802
Bamboo mattress	0.066	0.083	0.149	2644
Stone columns	0.096	0.093	0.189	977
Stone columns + bamboo mattress	0.018	0.105	0.123	101

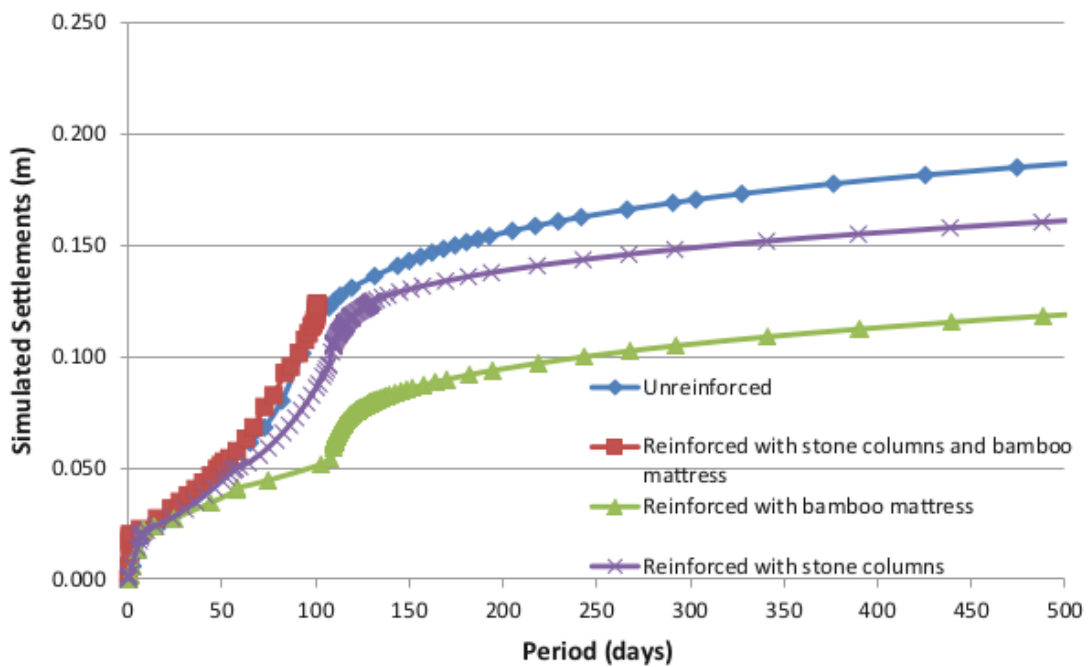


Fig. 10. Simulated settlements generated by the model of embankment with alternative reinforcement method.

4 Conclusions

1. The use of stone columns would accelerate the settlement by 96% while the use of bamboo mattress would increase bearing capacity a double than that of the embankment without reinforcement.
2. The reinforcement of embankment with combination of stone columns and bamboo mattress seems to be more effective compared to the other methods including the reinforcement with bamboo mattress and the reinforcement with stone columns.
3. Stone columns work as vertical drain while bamboo mattress performs to distribute embankment loads over larger area of the soft soil, leading to the increase of the bearing capacity.

Acknowledgements. We would like to express our gratitude to Pelindo IV Makassar Indonesia for providing experiment facility for field tests during the study. We would like to thank for Arwin, Ilham Jafar, Kemal Tharik, and Muhammad Alfa for sharing valuable data and excellent support during experimental test.

References

- Abusharar, S.W., Zheng, J.J., Chen, B.B., Yin, J.H.: A simplified method for analysis of a piled embankment reinforced with geosynthetics. *Geotext. Geomembr.* **27**(1), 39–52 (2009)
- Basack, S., Rujiatkamjorn, C.: Analysis of the behaviour of stone column stabilized soft ground supporting transport infrastructure. *Procedia Eng.* **143**, 347–356 (2016)
- Deb, K.: A mathematical model to study the soil arching effects in stone columns-supported embankment resting on soft foundation soil. *Appl. Math. Model.* **34**(12), 3871–3883 (2010)
- Fatahi, B., Basack, S., Premananda, S., Khabbaz, H.: Settlement prediction and back analysis of young modulus and dilation angle of stone columns. *Aust. J. Civil Eng.* **10**(1), 67–79 (2012)
- Guétif, Z., Bouassida, M., Debats, J.M.: Improved soft clay characteristics due to stone column installation. *Comput. Geotech.* **34**, 104–111 (2007)
- Hedge, A., Sitharam, T.G.: Use of bamboo in soft ground engineering and its performance comparison with geosynthetics: experimental studies. *J. Mater. Civil Eng.* **27**(9) (2015)
- Indraratna, B., Basack, S., Rujiatkamjorn, C.: Numerical solution of stone column improved soft soil considering arching, clogging, and smear effects. *J. Geotech. Geoenvironmental Eng.* **139**(3), 377–394 (2013)
- Low, B.K., Tang, S.K., Choa, V.: Arching in piled embankment. *J. Geotech. Eng.* **120**(11), 1917–1938 (1994)

ORIGINALITY REPORT

% **12**
SIMILARITY INDEX

% **6**
INTERNET SOURCES

% **9**
PUBLICATIONS

% **7**
STUDENT PAPERS

PRIMARY SOURCES

1 "Ground Improvement and Earth Structures", Springer Science and Business Media LLC, 2018
Publication % **1**

2 Laifa Cao, Scott Peaker. "Chapter 17 A Case Study of Roadway Embankment Construction Over Existing Sewers in Montreal, Canada", Springer Science and Business Media LLC, 2019
Publication % **1**

3 ascelibrary.org
Internet Source % **1**

4 Sudip Basack, Buddhima Indraratna, Cholachat Rujikiatkamjorn. "Analysis of the Behaviour of Stone Column Stabilized Soft Ground Supporting Transport Infrastructure", Procedia Engineering, 2016
Publication % **1**

5 edoc.pub
Internet Source % **1**

6 geoconf.org
Internet Source % **1**

7 geoserver.ing.puc.cl
Internet Source % **1**

8 "Latest Thoughts on Ground Improvement Techniques", Springer Science and Business % **<1**

Media LLC, 2019

Publication

9

"New Prospects in Geotechnical Engineering Aspects of Civil Infrastructures", Springer Science and Business Media LLC, 2019

Publication

<% 1

10

Submitted to Indian Institute of Science, Bangalore

Student Paper

<% 1

11

Submitted to University of the Pacific

Student Paper

<% 1

12

Deb, K.. "A mathematical model to study the soil arching effect in stone column-supported embankment resting on soft foundation soil", Applied Mathematical Modelling, 201012

Publication

<% 1

13

Bouassida, M, L Hazzar, and S Ellouze. "Investigating Priebe's method for settlement estimation of foundation resting on soil reinforced by stone columns", Geotechnics of Soft Soils Focus on Ground Improvement Proceedings of the 2nd International Workshop held in Glasgow Scotland 3 - 5 September 2008, 2008.

Publication

<% 1

14

Submitted to University of Hong Kong

Student Paper

<% 1

15

hdl.handle.net

Internet Source

<% 1

16

Submitted to Napier University

Student Paper

<% 1

17

www.jvejournals.com

Internet Source

<% 1

18 Submitted to Universiti Tenaga Nasional <% 1
Student Paper

19 Submitted to University of Portsmouth <% 1
Student Paper

20 aip.scitation.org <% 1
Internet Source

21 Submitted to The Hong Kong Polytechnic University <% 1
Student Paper

22 www.nrcresearchpress.com <% 1
Internet Source

23 "Proceedings of China-Europe Conference on Geotechnical Engineering", Springer Science and Business Media LLC, 2018 <% 1
Publication

24 Buddhima Indraratna, Sudip Basack, Cholachat Rujikiatkamjorn. "Numerical Solution of Stone Column–Improved Soft Soil Considering Arching, Clogging, and Smear Effects", Journal of Geotechnical and Geoenvironmental Engineering, 2013 <% 1
Publication

25 Submitted to Edith Cowan University <% 1
Student Paper

EXCLUDE QUOTES ON
EXCLUDE BIBLIOGRAPHY ON

EXCLUDE MATCHES < 5 WORDS